

School Improvement Plan Review

Willis Foreman Elementary

Mrs. LouAnne Grove, Ed.S.



Vision: Produce successful students in a globally competitive environment that are College and Career Ready.

Where we are wild about learning because the future starts here!

Mission: Willis Foreman provides rigorous instruction in a standards based classroom that allows students to succeed in a positive and safe learning environment.

CCRPI

CCRPI Scores	2013-14	2014-15	2015-16
Willis Foreman Elementary	Your score 70.2	Your score 67.4	Your score 51.4
CCRPI – RICHMOND COUNTY	61.1	60.9	62.4
CCRPI – STATE	75.8	72.3	75.5



Georgia Milestones	2014-15	2015-16
Percentage of students scoring Proficient or above in English Language Arts 3 rd Grade	24	11.9
Percentage of students scoring Proficient or above in Math 4 th Grade	11.3	1.8
Percentage of students scoring Proficient or above in Science – 3 rd – 5 th Grade	21.9	13.9
Percentage of students scoring Proficient or above in Social Studies – 3 rd – 5 th Grade	8.2	6.6

Georgia Milestones Data

Least Restrictive Environment

Least Restrictive Environment (LRE)	2013-14	2014-15	2015-16
	39.13%	29.03%	37.84%

For this information, go to the GaDOE portal, click on Data Collection, FTE, choose the appropriate date, FTE Reports Menu, FT020, LRE – Primary Area 1 - % of students in class – if you have any trouble finding this information, please contact your Special Education representative.



Response to Intervention

RtI Rating:

13.3



Research Based Action Steps

High Academic Achievement & Success for All

Action Steps

- Identify Lexile ranges for all students based on their individual data
- Set realistic reading goals with students based on their current Lexile level
- Individualize reading lists for the students and classroom recommended by MyOn and supported by parent interaction
- Increase classroom and media collections of informational text-label collections in Media Center by Lexile levels
- Individualize Reading Instruction through 45 minutes a week of I-Ready Lessons.

Initiative:

Increase the percentage of students reading on grade level and above


Professional Learning Strategy:

- Teachers will be trained to use Lexile scores as a reading measurement system and match readers to text
- Teachers will be trained in Benchmark Literacy in the area of ELA
- Teachers will be trained to Analyze Data from SLDS



iReady Screen Information	2015-2016
Percentage of students reading on grade level – 3 rd grade	12%
Percentage of students reading on grade level – 2 nd grade	9%
Percentage of students reading on grade level – 1 st grade	31%
Percentage of students reading on grade level – Kindergarten	29%
Percentage of students performing on grade level in Math – 4 th grade	9%
Percentage of students performing on grade level in Math – 3 rd grade	26%
Percentage of students performing on grade level in Math – 2 nd grade	13%
Percentage of students performing on grade level in Math – 1 st grade	31%
Percentage of students performing on grade level in Math – Kindergarten	29%

Reading and Math Readiness



Gifted

3%



Media Center Usage

11,226 = average 32.5 books per student



Opportunities for Students

- Computers, Drama, Orchestra, Clubs, EIP, Physical Education, Wildcat Learning Village



Research Based Action Steps

High Academic Achievement

Action Steps

- Identify student quantile levels based on data
- Students with teachers set goals based on their quantile levels – check each 9 weeks
- Implement with fidelity that teachers are teaching with a standards based classroom
- Implement I-ready instruction of a minimum of 45 minutes a week in math
- Implement Differentiated Instruction based on quantile levels

Initiative:

- Increase the percentage of students on grade level and above in math

Professional Learning Strategy:

- Teachers will be trained to use quantiles to differentiate learning
- Teachers will be trained in various math initiatives as identified by the curriculum department
- Teachers will be trained to Analyze Data by facilitator from SLDS



Attendance

Attendance from SLDS	2013-14	2014-15	2015-16
Total School Enrollment	418	421	412
Percentage of Students Absent 6+ Days	39.3%	43.3%	35.0%


**Every School Day
Counts!**

Discipline

Discipline	2013-14	2014-15	2015-16
Number of discipline incidences from IC	81 events	246 events	364 events
Percentage of In-School Suspensions = 0			
Percentage of Out-of-School Suspensions (# students / # events)	65%	20%	15%
Number of Tribunal Hearings = 0			
PBIS School? No			

School Climate

- Number of stars for CCRPI School Climate rating:



Score = 89.0

Research Based Action Steps

Operational Effectiveness

Action Steps

- Analyze weekly attendance and gathering data
- Day 1-4 of a student being absent the teacher will call home and log in IC contact log, Data provided to Social Worker
- Five day letter sent after 5 unexcused Absences, Copies provided to Social Worker
- Tardy letter sent starting with 1st Tardy following RCBOE Code of Conduct, Copies provided to Social Worker communicated in OneDrive
- Attendance Team monitors implementation with Fidelity

Initiative:

- Increase effective communication in regards to reducing absenteeism with all stakeholders.

Professional Learning Strategy:

- Faculty meeting to inform teachers of school attendance policy.
- School-wide Attendance Incentive
- All teachers will participate in the book study, "Closing the Attitude Gap".



TKES Standards -Summative

TKES Standards for 2015-16 – Percentage of teachers	Level 1	Level 2	Level 3	Level 4
1. Professional Knowledge	0	5%	78%	16%
2. Instructional Planning	0	0	78%	22%
3. Instructional Strategies	0	0	72%	28%
4. Differentiated Instruction	0	0	67%	33%
5. Assessment Strategies	0	0	94%	5%
6. Assessment Uses	0	5%	83%	11%
7. Positive Learning Environment	0	0	33%	67%
8. Academically Challenging Environment	0	5%	72%	22%
9. Professionalism	0	0	44%	56%
10. Communication	0	0	39%	61%

Professional Learning Plan to Support School Improvement

Safe and Positive Learning Environment

- De-escalation Training
- Champs Program
- Discipline Plan
- Classroom Management

Standards based Instruction

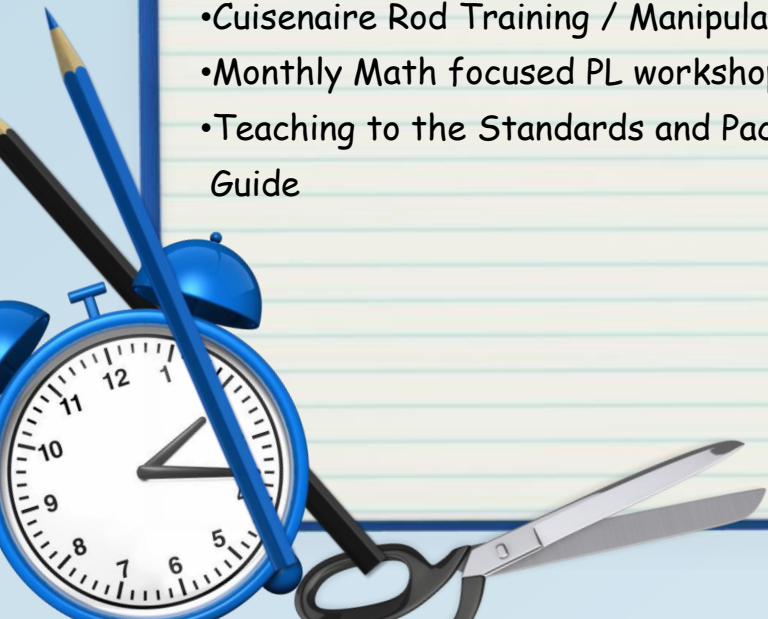
- Monthly ELA focused PL workshops
- Math Curriculum Overview
- Cuisenaire Rod Training / Manipulatives
- Monthly Math focused PL workshops
- Teaching to the Standards and Pacing Guide

Benchmark Literacy focus

- Benchmark Literacy Overview workshop
- Benchmark Literacy grade level workshop
- Using Benchmark Literacy with fidelity
- Collaboration and monitoring

Monthly focus:

- Reader's Workshop
- Setting the Tone: Whole-Group and Independent Reading/Writing
- Small-Group Instruction
- Using Writer's Workshop
- Assessment and Evaluation
- Classroom Management and Organization
- Progress Monitoring
- Data Driven



Parental Involvement

Family and Community Engagement	2013-14	2014-15	2015-16 (no parent facilitator)
Number of External Business/Community Partnerships	n/a	4	7
Number of Parent Training Workshops	n/a	20	6
Number of Parent/Community Events	n/a	11	6
Number of Curriculum Nights	n/a	1	1

Parental Involvement Plan

- School Council and PTO
- Build Community Partner Relationships
- Parent/Teacher Conferences
- RtI Parental Involvement
- Community Events
- Communication w/Stakeholders
- Parental Support through Communication
- Parental Engagement Activities



Academic Highlights

- Scholastic Summer Reading Program Winner
- Wildcat Learning Village
- Black History Living Museum/White House
- Helen Ruffin Reading Bowl
- Georgia Author's Writing Competition Winner

Extracurricular Highlights

- School Carnival
- Sip And Tea
- Canned Food Drive
- Pennies For Patients
- Breast Cancer Awareness
- Father/Daughter Dance
- Courtyard Garden
- Christmas Gingerbread House
- Yearbook
- Skateland Skate Nights
- Bully Awareness
- Red Ribbon Week



School Highlights